


MAYTAG

TECHNICAL SPECIFICATIONS

Model CSA4BF-K(A,B) Series



M120 Product Line

**R-410A Extra High Efficiency Air Conditioner
16 SEER — 2 - 5 Ton Capacity**

- **12 YEAR ALL PARTS WARRANTY**
- **This product offers a 1 Year Dependability Promise to replace the unit if the compressor fails in the first year of operation, to the original owner. All split system products must be installed with a matched indoor air handler or indoor coil to qualify.**
- **Product registration required for 12-year All Parts Warranty and 1 Year Dependability Promise within a limited period of time after the installation. See current warranty document for details. This can be viewed at www.maytagvac.com or ask your sales representative.**

Maytag now offers you the choice of an air conditioner that uses a more efficient and environmentally friendly refrigerant designated Smart Cool 410™ (R-410A). The CSA4BF-K(A,B) Series of Maytag air conditioners offers exceptional performance. The unit, when combined with our engineered coils or air handlers, offers a line of quality, 16 SEER split system cooling equipment.


Features and Benefits

- **Smart Cool 410™ Refrigerant (R-410A)** – Earth friendly non-ozone depleting refrigerant.
- **Quiet Plus™ Sound Package** – Consists of a Quiet Plus™ Compressor Sound Blanket and Swept Wing Fan Blade. Both have been engineered to significantly reduce unwanted noise.
- **Copeland Scroll Ultra Tech™ Compressor** – The Ultra Tech Compressor operates with 2 stages of cooling capacity to provide superior comfort and efficiency. Copeland's proven and simple design equates to years of comfort and reliability for the homeowner with virtually silent operation.
- **Composite Base Pan** – Absorbs sound and is corrosion resistant. Composite is also stronger and lighter than steel.
- **Copper Tube / Aluminum Fin Coils** – Coils are designed to optimize heat transfer, minimize size and cost, and increase durability and reliability.
- **Removable Top Grille Assembly** – Allows ease of service from the top without disconnecting fan motor leads.
- **Low Pressure Switch** – Loss of charge protection ensures long compressor life. Auto-reset feature prevents nuisance service visits.
- **High Pressure Switch** – Protects against abnormally high system pressures. Auto-reset feature prevents nuisance service visits.
- **Liquid Line Filter Drier** – Included with unit, field installed.
- **One Piece Top/Orifice** – Designed for maximum airflow and quiet operation.
- **Easy Compressor and Control Access** – Designed to make servicing easier for the contractor, access panels are provided to all controls and the compressor from the side of the unit.

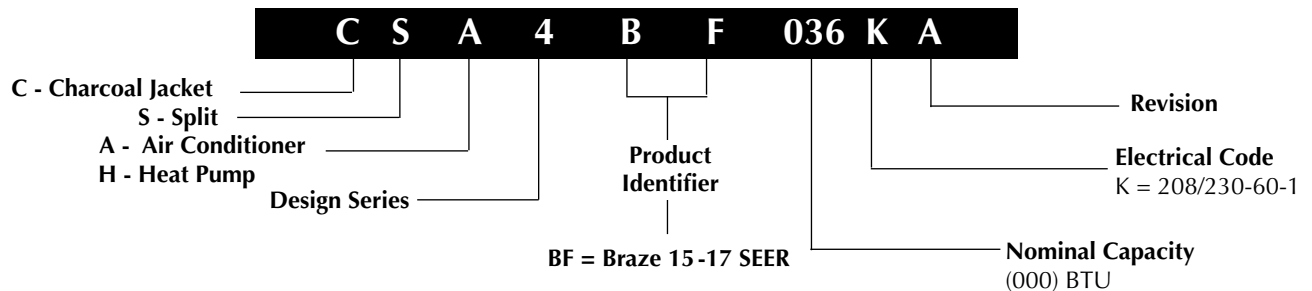


DIMENSIONS/OUTDOOR SECTION

CSA4BF	024KA	036KA	048KB	060KB
H	45 1/2	45 1/2	45 1/2	45 1/2
W	30 3/4	30 3/4	30 3/4	30 3/4
D	30 3/4	30 3/4	30 3/4	30 3/4



IDENTIFICATION CODE



PHYSICAL AND ELECTRICAL SPECIFICATIONS / OUTDOOR UNITS

16 SEER — R-410A Extra High Efficiency — Single Phase

Model Number CSA4BF		024KA	036KA	048KB	060KB	
Electrical Data	Volts-Cycles-Phase (1)		208/230-60-1	208/230-60-1	208/230-60-1	208/230-60-1
	Total Amps		11.3	17.9	19.6	25.9
	Delay Fuse Max. (2)		20	35	40	50
	Min. Circuit Ampacity		13.9	22.1	23.8	31.7
Condenser Data	Coil	Area	25.4	25.4	25.4	25.4
		Rows-FPI	1-20	1-20	2-18	2-18
		Tube Dia	3/8" O.D.	3/8" O.D.	3/8" O.D.	3/8" O.D.
	Fan Motor	Type	PSC	PSC	BLDC	BLDC
		Speeds	1	2	2	2
		Amps	1.0	1.3	2.9	2.9
		Lo/Hi Spd Watts	200	187/250	150/200	150/200
		HP	1/4	1/4	1/3	1/3
	Fan Blade	Dia-# Blades	24"- 2	24"- 2	24"- 2	24"- 2
		SCFM	3600	4000	4000	4000
Compressor Data	RLA	10.3	16.6	16.7	23.0	
	LRA	52	82	96	118	
	Refrigerant suction line O.D.(all length of liquid line are 3/8" O.D.)		0-24 ft.	3/4"	7/8" (4)	7/8"
		25-39 ft.	7/8"	1-1/8" (3)	1-1/8" (3)	1-1/8" (3)
		40-75 ft.	7/8"	1-1/8" (3)	1-1/8" (3)	1-1/8" (3)
Refrigerant charge (R-410A) in ounces for outdoor unit, indoor unit and 15' lineset. (5)		150	170	278	260	
Weight	Net	248	260	270	284	
	Approximate (lbs.)	Ship	260	272	282	296
Sound Rating db (6)		69	72	72	74	

(1) Operating voltage range: 187V minimum - 253 V maximum

(2) HACR type circuit breakers may be used

(3) Requires 1-1/8 to 7/8" reducer from unit to lineset.

(4) Use of a 3/4" lineset will result in approximately 2% loss in capacity.

(5) Additional charge for line sets above 15 feet. Values based on suction line as follows with 3/8" liquid line.

a) 3/4" = 0.6 oz. per additional foot

b) 7/8" = 0.7 oz. per additional foot

c) 1 1/8" = 0.8 oz per additional foot

(6) Tested in compliance with AHRI 270-2008 but not listed with AHRI.

SYSTEM HEATING & COOLING CAPACITIES

16 SEER — Extra High Efficiency — Single Phase

With this Coil and Air Handler							
Outdoor Unit Number CSA4BF	Indoor Unit Number C6BA/H-	Low Speed Capacity (Btu/h)	High Speed Capacity (Btu/h)	SEER	EER	Low Speed SCFM	High Speed SCFM
024KA	X24(C,U)-B+MB6VM	18000	24000	16.0	13.5	640	850
036KA	X36(C,U)-B+MB6VM	25000	36000	16.0	12.5	900	1250
036KA	X36(C,U)-C+MB6VM	25000	36000	16.0	12.5	900	1250
036KA	X37(C,U)-C+MB6VM	25800	36000	16.0	13.0	940	1270
048KB	X48(C,U)-C+MB6VM	30200	43500	16.0	13.0	950	1400
060KB	X60(C,U)-C+MB6VM	40000	57000	16.0	13.0	1025	1500

With this Air Handler							
Outdoor Unit Number CSA4BF	Indoor Unit Number PAH4VM, B4VM-	Low Speed Capacity (Btu/h)	High Speed Capacity (Btu/h)	SEER	EER	Low Speed SCFM	High Speed SCFM
024KA	X24KB	18000	24000	16.0	13.5	640	850
036KA	X36KB	25000	36000	16.0	13.0	900	1250
048KB	X48KC	30200	43500	16.0	13.0	950	1400
060KB	X60KC	40000	57000	16.0	13.0	1025	1500

Air handlers and coils used in tables are designed and manufactured by NORDYNE.

See current AHRI Directory for certified combinations and ratings.

www.ahridirectory.org

EXPANDED COOLING PERFORMANCE - 2-STAGE AC SYSTEMS

CSA4BF024KA with C6B(A,H)-X24(C,U)-B + VSB - High Speed

CSA4BF024KA with PAH4VMX24KB - High Speed, or B4VM-X24K-B - High Speed

CFM	O.D.T		75°F			85°F			95°F			105°F			115°F		
	E.D.B.	E.W.B.	T.C.	S.C.	K.W.	T.C.	S.C.	K.W.	T.C.	S.C.	K.W.	T.C.	S.C.	K.W.	T.C.	S.C.	K.W.
750	80	62	24.6	21.5	1.45	23.5	21.1	1.61	22.4	20.9	1.79	21.2	20.7	1.99	20.0	19.5	2.22
	80	67	26.5	17.8	1.46	25.3	17.3	1.63	24.0	16.8	1.80	22.7	16.3	2.00	21.2	15.8	2.23
	80	72	28.6	13.8	1.46	27.3	13.4	1.64	25.9	12.9	1.82	24.5	12.4	2.02	22.9	11.9	2.24
	75	63	24.6	17.2	1.45	23.5	16.7	1.61	22.4	16.3	1.79	21.1	15.7	1.99	19.7	15.2	2.22
850	80	62	25.3	22.8	1.46	24.2	22.3	1.62	23.1	21.9	1.80	21.9	21.9	2.00	20.7	20.7	2.22
	80	67	27.0	19.0	1.46	25.7	18.4	1.63	24.5	18.0	1.81	23.1	17.4	2.01	21.6	16.8	2.23
	80	72	29.1	14.5	1.47	27.7	14.0	1.64	26.3	13.6	1.82	24.8	13.1	2.02	23.2	12.5	2.25
	75	63	25.2	18.3	1.45	24.0	17.8	1.62	22.8	17.3	1.80	21.5	16.8	2.00	20.0	16.1	2.22
950	80	62	25.8	24.1	1.47	24.8	23.5	1.62	23.7	23.1	1.80	22.5	22.5	2.00	21.2	21.2	2.23
	80	67	27.5	20.1	1.47	26.1	19.5	1.63	24.8	19.0	1.81	23.4	18.5	2.01	21.9	17.9	2.24
	80	72	29.6	15.2	1.48	28.1	14.7	1.65	26.7	14.2	1.83	25.1	13.7	2.03	23.5	13.2	2.25
	75	63	25.6	19.3	1.46	24.4	18.8	1.62	23.1	18.3	1.80	21.8	17.7	2.00	20.3	17.1	2.23

CSA4BF024KA with C6B(A,H)-X24(C,U)-B + VSB - Low Speed

CSA4BF024KA with PAH4VMX24KB - Low Speed, or B4VM-X24K-B - Low Speed

CFM	O.D.T		75°F			85°F			95°F			105°F			115°F		
	E.D.B.	E.W.B.	T.C.	S.C.	K.W.	T.C.	S.C.	K.W.	T.C.	S.C.	K.W.	T.C.	S.C.	K.W.	T.C.	S.C.	K.W.
540	80	62	18.7	16.5	1.04	17.8	16.2	1.15	17.0	15.9	1.32	16.0	15.7	1.52	15.1	14.9	1.75
	80	67	20.5	13.9	1.04	19.5	13.5	1.16	18.5	13.1	1.33	17.5	12.7	1.53	16.3	12.2	1.76
	80	72	22.5	11.1	1.04	21.4	10.8	1.17	20.3	10.4	1.34	19.1	10.0	1.53	17.8	9.5	1.76
	75	63	18.8	13.4	1.03	18.0	13.0	1.15	17.1	12.6	1.32	16.1	12.1	1.52	15.0	11.7	1.76
640	80	62	19.5	18.1	1.04	18.6	17.8	1.15	17.8	17.3	1.33	16.9	16.9	1.53	15.9	15.9	1.76
	80	67	21.2	15.2	1.04	20.2	14.8	1.16	19.1	14.4	1.33	18.0	13.9	1.53	16.8	13.4	1.76
	80	72	23.1	11.9	1.04	22.0	11.5	1.17	20.9	11.1	1.34	19.7	10.7	1.53	18.3	10.2	1.76
	75	63	19.5	14.6	1.04	18.6	14.2	1.16	17.6	13.8	1.33	16.6	13.3	1.53	15.4	12.8	1.76
740	80	62	20.2	19.4	1.05	19.5	18.9	1.16	18.6	18.3	1.33	17.7	17.7	1.53	16.6	16.6	1.76
	80	67	21.7	16.4	1.05	20.6	16.0	1.16	19.6	15.6	1.34	18.4	15.1	1.53	17.2	14.6	1.76
	80	72	23.6	12.7	1.05	22.4	12.3	1.17	21.3	11.9	1.34	20.1	11.5	1.54	18.7	11.0	1.76
	75	63	20.0	15.7	1.04	19.1	15.3	1.16	18.1	14.9	1.33	17.0	14.4	1.53	15.8	13.9	1.76

CSA4BF036KA with C6B(A,H)-X36(C,U)-B + VSB - High Speed

CSA4BF036KA with PAH4VMX36KB - High Speed, or B4VM-X36K-B - High Speed

CFM	O.D.T		75°F			85°F			95°F			105°F			115°F		
	E.D.B.	E.W.B.	T.C.	S.C.	K.W.	T.C.	S.C.	K.W.	T.C.	S.C.	K.W.	T.C.	S.C.	K.W.	T.C.	S.C.	K.W.
1150	80	62	36.7	32.2	2.35	35.0	31.6	2.62	33.5	31.3	2.87	31.7	31.0	3.16	29.9	29.2	3.51
	80	67	39.5	26.7	2.37	37.6	26.0	2.65	35.9	25.3	2.89	33.9	24.6	3.19	31.7	23.7	3.52
	80	72	42.6	20.8	2.39	40.7	20.1	2.67	38.7	19.5	2.92	36.6	18.8	3.22	34.1	18.0	3.55
	75	63	36.9	25.9	2.36	35.2	25.2	2.62	33.5	24.5	2.87	31.6	23.7	3.17	29.6	22.9	3.50
1250	80	62	37.4	33.7	2.36	35.7	33.0	2.63	34.1	32.5	2.87	32.4	32.4	3.17	30.6	30.6	3.51
	80	67	40.1	28.0	2.38	38.2	27.2	2.66	36.3	26.5	2.89	34.3	25.7	3.19	32.0	24.9	3.52
	80	72	43.2	21.6	2.40	41.1	20.9	2.68	39.2	20.3	2.93	36.9	19.5	3.22	34.5	18.7	3.55
	75	63	37.4	27.1	2.36	35.7	26.3	2.63	33.9	25.6	2.87	32.0	24.8	3.17	29.9	24.0	3.51
1350	80	62	37.8	35.6	2.39	36.3	34.7	2.63	34.8	34.0	2.88	33.1	33.1	3.18	31.2	31.2	3.52
	80	67	40.6	29.1	2.39	38.6	28.4	2.66	36.7	27.7	2.90	34.7	26.9	3.20	32.4	26.0	3.53
	80	72	43.8	22.3	2.41	41.5	21.6	2.68	39.5	21.0	2.93	37.3	20.3	3.22	34.8	19.5	3.55
	75	63	37.9	28.2	2.38	36.1	27.4	2.63	34.3	26.7	2.88	32.4	25.9	3.17	30.2	25.0	3.51

EXPANDED COOLING PERFORMANCE - 2-STAGE AC SYSTEMS (Cont.)

CSA4BF036KA with C6B(A,H)-X36(C,U)-B + VSB - Low Speed

CSA4BF036KA with PAH4VMX36KB - Low Speed, or B4VM-X36K-B - Low Speed

O.D.T		75°F			85°F			95°F			105°F			115°F			
CFM	E.D.B.	E.W.B.	T.C.	S.C.	K.W.	T.C.	S.C.	K.W.	T.C.	S.C.	K.W.	T.C.	S.C.	K.W.	T.C.	S.C.	K.W.
800	80	62	26.0	22.7	1.50	24.8	22.2	1.67	23.6	22.0	1.88	22.3	21.7	2.11	20.9	20.5	2.38
	80	67	28.3	18.9	1.48	27.0	18.4	1.65	25.6	17.9	1.85	24.2	17.3	2.09	22.5	16.7	2.35
	80	72	31.0	14.9	1.45	29.6	14.4	1.62	28.1	14.0	1.82	26.4	13.4	2.05	24.5	12.8	2.32
	75	63	26.2	18.3	1.50	25.0	17.8	1.67	23.8	17.3	1.88	22.4	16.7	2.11	20.8	16.0	2.38
900	80	62	26.7	24.4	1.50	25.5	23.9	1.66	24.4	23.4	1.87	23.1	23.1	2.10	21.8	21.7	2.36
	80	67	28.9	20.2	1.47	27.6	19.7	1.64	26.2	19.2	1.85	24.7	18.6	2.08	22.9	17.9	2.35
	80	72	31.6	15.8	1.44	30.1	15.3	1.61	28.5	14.8	1.82	26.8	14.2	2.05	24.9	13.6	2.31
	75	63	26.9	19.6	1.50	25.6	19.0	1.66	24.4	18.5	1.87	22.9	17.9	2.10	21.2	17.2	2.37
1000	80	62	27.4	26.0	1.50	26.3	25.3	1.66	25.2	24.7	1.86	23.9	23.9	2.09	22.5	22.5	2.35
	80	67	29.5	21.5	1.47	28.1	20.9	1.64	26.7	20.4	1.84	25.1	19.8	2.07	23.3	19.2	2.34
	80	72	32.1	16.6	1.44	30.4	16.1	1.61	28.9	15.6	1.81	27.2	15.0	2.04	25.3	14.4	2.31
	75	63	27.4	20.8	1.50	26.1	20.2	1.66	24.8	19.7	1.86	23.3	19.0	2.10	21.6	18.4	2.37

CSA4BF048K(A,B) with C6B(A,H)-X48(C,U)-C + VSB - High Speed

CSA4BF048K(A,B) with PAH4VMX48KC - High Speed, or B4VM-X48K-C - High Speed

O.D.T		75°F			85°F			95°F			105°F			115°F			
CFM	E.D.B.	E.W.B.	T.C.	S.C.	K.W.	T.C.	S.C.	K.W.	T.C.	S.C.	K.W.	T.C.	S.C.	K.W.	T.C.	S.C.	K.W.
1500	80	62	49.1	43.4	3.15	46.8	42.6	3.50	44.4	41.8	3.81	41.8	40.9	4.16	39.1	38.5	4.57
	80	67	53.0	36.3	3.17	50.4	35.3	3.55	47.8	34.2	3.85	44.8	33.1	4.20	41.4	31.7	4.61
	80	72	57.3	28.8	3.21	54.7	27.9	3.60	51.6	26.8	3.90	48.4	25.7	4.25	44.7	24.4	4.66
	75	63	49.3	35.2	3.15	47.0	34.2	3.51	44.6	33.1	3.81	41.8	31.9	4.16	38.7	30.6	4.57
1600	80	62	49.7	44.9	3.16	47.4	44.1	3.51	45.0	43.1	3.81	42.5	42.4	4.17	39.7	39.7	4.59
	80	67	53.4	37.5	3.18	50.9	36.5	3.55	48.2	35.4	3.86	45.2	34.2	4.21	41.8	32.8	4.62
	80	72	57.7	29.6	3.23	55.0	28.6	3.60	52.0	27.6	3.90	48.7	26.4	4.26	45.0	25.1	4.66
	75	63	49.9	36.3	3.16	47.6	35.3	3.52	45.0	34.2	3.82	42.3	33.0	4.17	39.0	31.6	4.58
1700	80	62	50.1	47.1	3.20	48.1	46.0	3.52	45.7	45.0	3.82	43.2	43.2	4.18	40.4	40.4	4.59
	80	67	54.1	38.7	3.20	51.4	37.7	3.56	48.6	36.6	3.86	45.6	35.4	4.21	42.1	34.0	4.61
	80	72	58.4	30.3	3.24	55.4	29.4	3.61	52.4	28.3	3.91	49.1	27.1	4.26	45.3	25.8	4.67
	75	63	50.5	37.5	3.18	48.1	36.4	3.52	45.5	35.3	3.83	42.6	34.1	4.17	39.4	32.7	4.58

CSA4BF048K(A,B) with C6B(A,H)-X48(C,U)-C + VSB - Low Speed

CSA4BF048K(A,B) with PAH4VMX48KC - Low Speed, or B4VM-X48K-C - Low Speed

O.D.T		75°F			85°F			95°F			105°F			115°F			
CFM	E.D.B.	E.W.B.	T.C.	S.C.	K.W.	T.C.	S.C.	K.W.	T.C.	S.C.	K.W.	T.C.	S.C.	K.W.	T.C.	S.C.	K.W.
1000	80	62	35.0	30.6	2.03	33.4	30.0	2.26	31.7	29.6	2.53	29.9	29.1	2.85	28.1	27.6	3.22
	80	67	38.4	25.8	2.00	36.5	25.1	2.24	34.8	24.3	2.52	32.7	23.5	2.83	30.4	22.7	3.19
	80	72	42.5	20.7	1.99	40.6	20.0	2.22	38.4	19.3	2.50	36.1	18.5	2.80	33.5	17.7	3.16
	75	63	35.4	24.9	2.02	33.8	24.2	2.25	32.0	23.4	2.53	30.1	22.6	2.85	28.0	21.7	3.22
1100	80	62	35.8	32.4	2.02	34.2	31.8	2.25	32.5	31.2	2.53	30.8	30.8	2.84	29.0	29.0	3.21
	80	67	39.2	27.2	2.00	37.3	26.4	2.23	35.4	25.6	2.51	33.3	24.8	2.82	30.9	23.9	3.19
	80	72	43.2	21.5	1.99	41.1	20.8	2.22	38.9	20.1	2.49	36.5	19.3	2.80	33.9	18.5	3.16
	75	63	36.2	26.2	2.03	34.5	25.4	2.25	32.6	24.6	2.53	30.6	23.8	2.85	28.5	22.9	3.22
1200	80	62	36.4	34.5	2.04	35.0	33.7	2.25	33.3	32.8	2.52	31.7	31.6	2.84	29.8	29.8	3.20
	80	67	39.9	28.5	2.01	37.9	27.7	2.23	35.9	26.9	2.51	33.8	26.1	2.82	31.4	25.2	3.18
	80	72	43.8	22.4	1.99	41.6	21.7	2.22	39.3	20.9	2.49	36.9	20.1	2.80	34.3	19.2	3.15
	75	63	36.8	27.4	2.03	35.0	26.6	2.25	33.2	25.8	2.53	31.1	25.0	2.84	28.9	24.1	3.21

EXPANDED COOLING PERFORMANCE - 2-STAGE AC SYSTEMS (Cont.)

CSA4BF060KB with C6B(A,H)-X60(C,U)-C + VSB - High Speed

CSA4BF060KB with PAH4VMX60KC - High Speed, or B4VM-X60K-C - High Speed

O.D.T.		75°F			85°F			95°F			105°F			115°F			
CFM	E.D.B.	E.W.B.	T.C.	S.C.	K.W.	T.C.	S.C.	K.W.	T.C.	S.C.	K.W.	T.C.	S.C.	K.W.	T.C.	S.C.	K.W.
1575	80	62	61.2	45.0	3.53	58.0	43.6	3.98	54.8	42.3	4.43	51.6	40.9	4.88	48.4	39.5	5.33
	80	67	63.4	40.9	3.57	60.2	39.5	4.02	57.0	38.1	4.48	53.8	36.7	4.93	50.6	35.3	5.38
	80	72	65.6	36.7	3.62	62.4	35.3	4.07	59.2	33.9	4.52	56.1	32.6	4.97	52.9	31.2	5.42
	75	63	58.2	40.6	3.58	55.0	39.2	4.03	51.8	37.9	4.48	48.6	36.5	4.93	45.4	35.1	5.38
1625	80	62	61.8	45.2	3.56	58.6	43.8	4.01	55.4	42.4	4.46	52.2	41.0	4.91	49.0	39.7	5.36
	80	67	64.0	41.0	3.60	60.8	39.6	4.05	57.6	38.2	4.50	54.4	36.9	4.95	51.2	35.5	5.40
	80	72	66.2	36.8	3.65	63.0	35.5	4.10	59.8	34.1	4.55	56.6	32.7	5.00	53.4	31.3	5.45
	75	63	58.8	40.8	3.61	55.6	39.4	4.06	52.4	38.0	4.51	49.2	36.6	4.96	46.0	35.3	5.41
1675	80	62	62.3	45.3	3.59	59.1	43.9	4.04	55.9	42.6	4.49	52.7	41.2	4.94	49.6	39.8	5.39
	80	67	64.5	41.1	3.63	61.3	39.8	4.08	58.1	38.4	4.53	55.0	37.0	4.98	51.8	35.6	5.43
	80	72	66.7	37.0	3.68	63.6	35.6	4.13	60.4	34.2	4.58	57.2	32.8	5.03	54.0	31.5	5.48
	75	63	59.3	40.9	3.64	56.1	39.5	4.09	52.9	38.1	4.54	49.8	36.8	4.99	46.6	35.4	5.44

CSA4BF060KB with C6B(A,H)-X60(C,U)-C + VSB - Low Speed

CSA4BF060KB with PAH4VMX60KC - Low Speed, or B4VM-X60K-C - Low Speed

O.D.T.		75°F			85°F			95°F			105°F			115°F			
CFM	E.D.B.	E.W.B.	T.C.	S.C.	K.W.	T.C.	S.C.	K.W.	T.C.	S.C.	K.W.	T.C.	S.C.	K.W.	T.C.	S.C.	K.W.
1070	80	62	41.0	34.0	2.40	39.1	33.4	2.68	37.1	32.8	3.05	34.9	32.3	3.45	32.4	31.1	3.90
	80	67	44.7	28.9	2.39	42.5	28.0	2.68	40.3	27.1	3.04	37.9	26.1	3.45	35.2	25.1	3.89
	80	72	48.9	23.1	2.38	46.7	22.4	2.67	44.3	21.5	3.04	41.6	20.6	3.45	38.5	19.6	3.90
	75	63	41.5	28.0	2.40	39.6	27.2	2.68	37.5	26.3	3.05	35.3	25.3	3.45	32.7	24.2	3.91
1170	80	62	41.8	35.8	2.41	39.9	35.2	2.68	37.8	34.6	3.04	35.6	34.6	3.45	33.1	33.1	3.90
	80	67	45.4	30.1	2.39	43.3	29.3	2.67	41.0	28.4	3.04	38.6	27.4	3.45	35.8	26.3	3.91
	80	72	49.8	24.0	2.39	47.4	23.2	2.67	44.8	22.4	3.05	42.1	21.5	3.45	38.9	20.5	3.90
	75	63	42.3	29.2	2.41	40.3	28.4	2.68	38.2	27.5	3.05	35.9	26.5	3.45	33.2	25.4	3.91
1270	80	62	42.3	38.3	2.43	40.6	37.3	2.67	38.5	36.9	3.04	36.3	36.1	3.45	34.0	34.0	3.90
	80	67	46.2	31.4	2.40	43.9	30.6	2.67	41.7	29.7	3.04	39.1	28.7	3.45	36.2	27.6	3.90
	80	72	50.5	24.9	2.40	47.9	24.1	2.67	45.3	23.2	3.04	42.4	22.3	3.45	39.3	21.3	3.90
	75	63	43.0	30.5	2.41	40.9	29.6	2.68	38.8	28.7	3.05	36.4	27.7	3.45	33.7	26.6	3.90

ACCESSORIES - CONDENSING UNIT

Start Assist Kit - 912933

Provides additional starting torque for the compressor motor when operating with low line voltage or high operating temperatures.

Extreme Wind Condition Mounting Kit - 920900



MAYTAG

Before purchasing this appliance, read important energy cost and efficiency information available from your retailer. Specifications and illustrations subject to change without notice and without incurring obligations.

Manufactured under license by NORDYNE, O'Fallon, MO. ©Registered Trademark/™ Trademark of Maytag Corporation or its related companies. ©2011. All rights reserved.
780D-0811

Printed in U.S.A. (08/11)