

**MAYTAG**

## TECHNICAL SPECIFICATIONS

*Model PSH4BF-KA Series*



M1200 Product Line

**R-410A Ultra High Efficiency Heat Pumps  
16 SEER — 2 - 5 Ton Capacity**



- **M1200 – 12 YEAR ALL PARTS LIMITED WARRANTY**
- **M1200 WITH UPGRADED WARRANTY PACKAGE - 12 YEAR ALL PARTS & LABOR LIMITED WARRANTY**
- **Both the standard and upgraded limited warranty packages offer a 12 Year Dependability Promise to replace the entire unit, if the unit's major component (heat exchanger or compressor) fails within the first 12 years of operation, to the original owner. All split system products must be installed with a matched indoor air handler or indoor coil to qualify.**
- **Product registration (by consumer or dealer) required for 12-year Warranty and Dependability Promise within a limited period of time after the installation. See current warranty document for details. This can be viewed at [www.maytagvac.com](http://www.maytagvac.com) or ask your sales representative.**
- **Dealer is responsible for registration of labor portion of warranty.**



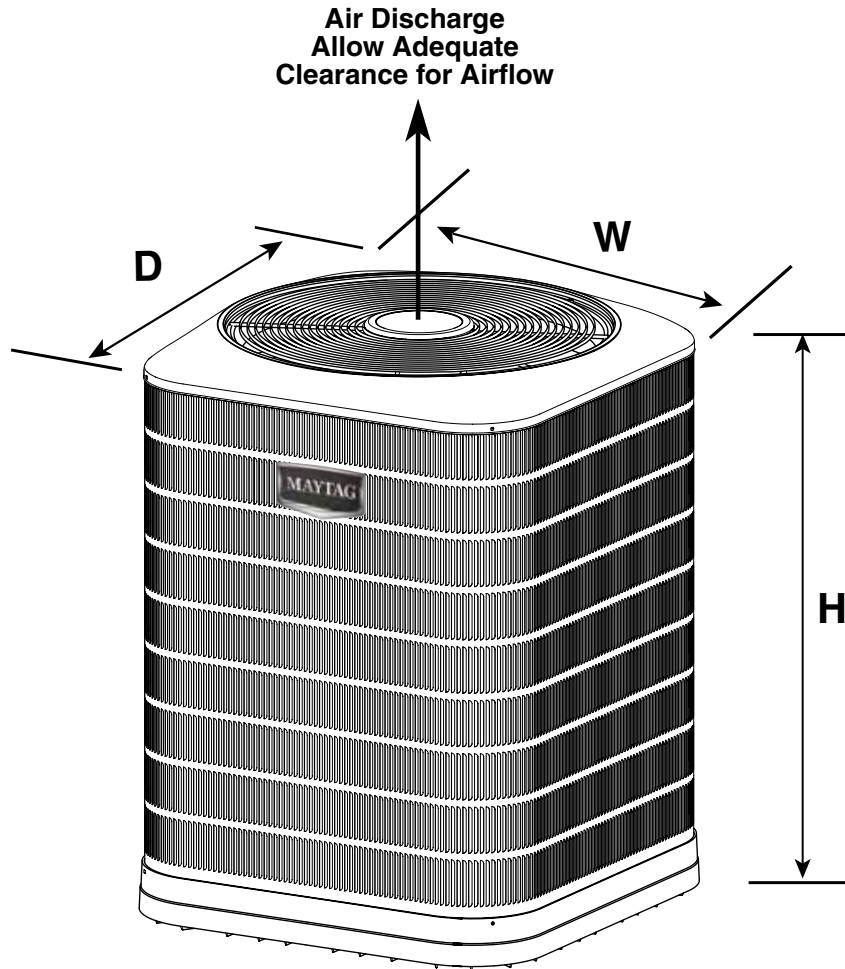
Maytag now offers the choice of a heat pump that uses a more efficient and environmentally friendly refrigerant designated Smart Cool 410™ (R-410A). The PSH4BF-KA Series of Maytag heat pumps offers exceptional performance as well as environmental protection. These models, when matched with our variable speed air handlers or variable speed equipped gas furnaces, offer a line of high quality heat pump systems rated up to 16 SEER and 9 HSPF.

### Features and Benefits

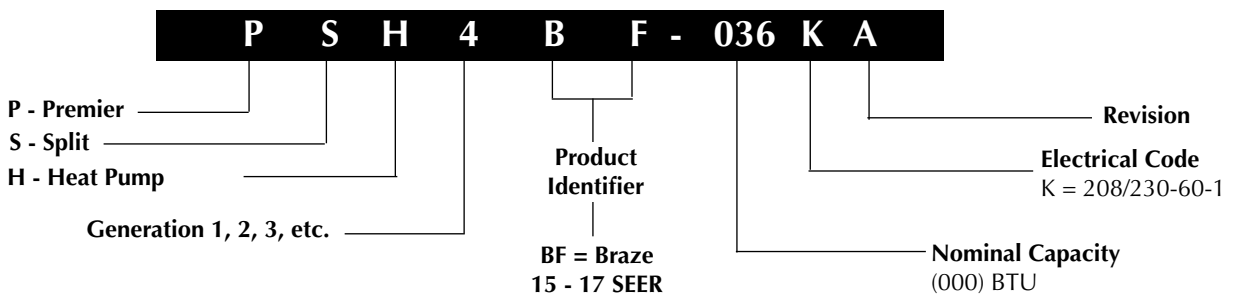
- **Smart Cool 410™ Refrigerant (R-410A)** – Earth friendly non-ozone depleting refrigerant.
- **Comfort Alert™ Diagnostic Module** – Detects system and electrical problem conditions. A diagnostics key directs the service technician to the root cause of a problem.
- **Copeland Scroll Ultra Tech™ Compressor** – The Ultra Tech Compressor operates with 2 stages of heating and cooling capacities to provide superior comfort and efficiency. Copeland's proven and simple design equates to years of comfort and reliability for the homeowner with virtually silent operation.
- **Quiet Plus™ Sound Package** – Consists of a Quiet Plus™ Compressor Sound Blanket and a Swept Wing Fan Blade. Both have been engineered to significantly reduce unwanted noise.
- **Designed using Stainless Steel** – Durable brushed stainless steel protects the coil from yard hazards and extreme weather. Unit is trimmed in a silicone-protected polyester finish with a 950 hour salt spray finish that resists corrosion 50% better than comparable units.
- **Copper Tube / Aluminum Fin Coils** – Coils are designed to optimize heat transfer, minimize size and cost, and increase durability and reliability.
- **Composite Base Pan** – Absorbs sound and is corrosion resistant. Composite is also stronger and lighter than steel.
- **Removable Top Grille Assembly** – Allows ease of service from the top without disconnecting fan motor leads.
- **High Pressure Switch** – Protects against abnormally high system pressures. Auto-reset feature prevents nuisance service visits.
- **Low Pressure Control** – Loss of charge protection ensures long compressor life.
- **Liquid Line Filter / Drier** – Included with unit, field installed.
- **One Piece Top/Orifice** – Designed for maximum airflow and quiet operation.
- **Common Suction Service Port** – This port allows the contractor to read the suction pressure in all modes of operation without removing any panels, saving time and increasing serviceability.
- **Five Minute Restart Time Delay** – When the unit shuts down, a five minute delay keeps the unit from restarting, eliminating the highest cause for compressor failure.
- **Suction Accumulator and Crankcase Heat** – Protection from liquid flood back and future compressor failures.
- **Hot Gas Muffler** – Reduces compressor noise and vibration.
- **Easy Compressor and Control Access** – Designed to make servicing easier for the contractor, access panels are provided to all controls and the compressor from the side of the unit.
- **Demand Defrost** – Provides additional energy savings in heating by defrosting only when necessary.

# DIMENSIONS/OUTDOOR SECTION

PSH4BF	024KA	036KA	048KA	060KA
H	41	45	45	45
W	31 1/4	31 1/4	31 1/4	31 1/4
D	31 1/4	31 1/4	31 1/4	31 1/4



# IDENTIFICATION CODE



# PHYSICAL AND ELECTRICAL SPECIFICATIONS / OUTDOOR UNITS

## 16 SEER — Ultra High Efficiency — Single Phase

Model Number PSH4BF		024KA	036KA	048KA	060KA	
Electrical Data	Volts-Cycles-Phase (1)	208/230-60-1	208/230-60-1	208/230-60-1	208/230-60-1	
	Total Amps	13.2	17.9	24.0	25.9	
	Delay Fuse Max. (2)	25	35	50	50	
	Min. Circuit Ampacity	15.8	22.1	29.3	31.7	
Condenser Data	Coil	Area	25.4	25.4	25.4	25.4
		Rows-FPI	1-20	2-18	2-18	2-18
		Tube Dia	3/8" O.D.	3/8" O.D.	3/8" O.D.	3/8" O.D.
	Fan Motor	Type	BLDC	PSC	BLDC	BLDC
		Speeds	1	2	2	2
		Amps	2.9	1.3	2.9	2.9
		Lo/Hi Spd Watts	110	187/250	150/200	150/200
		HP	1/2	1/4	1/3	1/3
	Fan Blade	Dia-# Blades	24"- 2	24"- 2	24"- 2	24"- 2
		SCFM	3600	4000	4000	4000
	Compressor Data	RLA	10.3	16.6	21.1	23.0
		LRA	52	82	96	118
	Refrigerant suction line O.D.(all length of liquid line are 3/8" O.D.)		0-24 ft.	3/4"	7/8" (4)	7/8"
25-39 ft.			7/8"	1-1/8" (3)	1-1/8" (3)	1-1/8" (3)
40-75 ft.			7/8"	1-1/8" (3)	1-1/8" (3)	1-1/8" (3)
Refrigerant charge (R-410A) in ounces for outdoor unit, indoor unit and 15' lineset.		185	272	272	272	
Weight Approximate (lbs.)		Net	253	277	277	301
		Ship	265	289	289	313

(1) Operating voltage range: 187V minimum - 253 V maximum

(2) HACR type circuit breakers may be used

(3) Requires 1-1/8 to 7/8" reducer from unit to lineset.

(4) Use of a 3/4" lineset will result in approximately 2% loss in capacity.

COPPER WIRE SIZE — AWG (1% Voltage Drop)				
Supply Wire Length-Feet				Supply Circuit Ampacity
200	150	100	50	
6	8	10	14	15
4	6	8	12	20
4	6	8	10	25
4	4	6	10	30
3	4	6	8	35
3	4	6	8	40
2	3	4	6	45
2	3	4	6	50

Wire Size based on N.E.C. for 60° type copper conductors.

# SYSTEM HEATING & COOLING CAPACITIES

## 16 SEER — Ultra High Efficiency — Single Phase

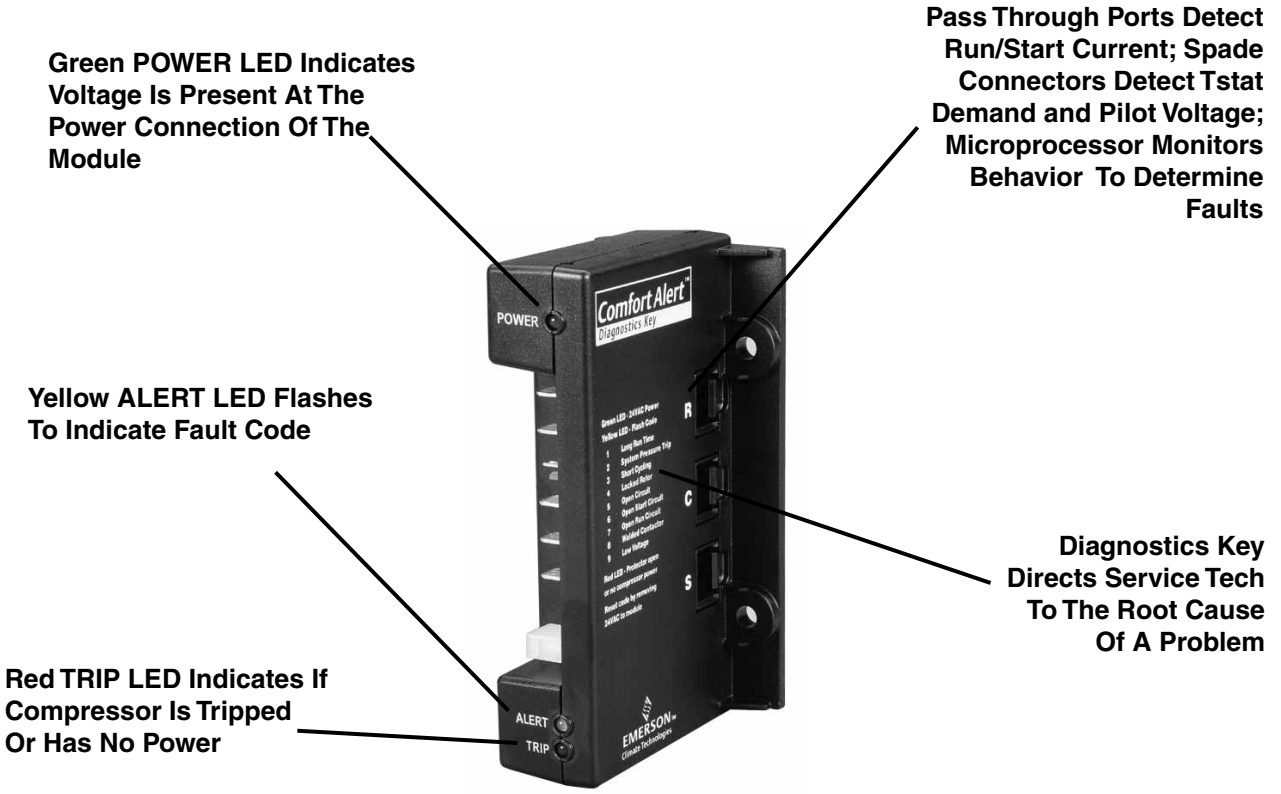
With this Coil										
Outdoor Unit Number PSH4BF	Indoor Unit Number C6BA/H-	Cooling				Indoor CFM		Heating		
		Low Speed Capacity (Btu/h)	High Speed Capacity (Btu/h)	SEER	EER	Low Speed SCFM	High Speed SCFM	Low Speed Capacity (Btu/h)	High Speed Capacity (Btu/h)	HSPF
024KA	X26(C,U)-B+MB6VM	18000	24000	16	13.0	640	850	18000	24000	9.0
036KA	X36(C,U)-B+MB6VM	25000	36000	16	12.5	900	1250	24000	36000	9.0
036KA	X36(C,U)-C+MB6VM	25000	36000	16	12.5	900	1250	24000	36000	9.0
048KA	X48(C,U)-C+MB6VM	34000	48000	16	12.5	1140	1700	31000	46000	9.0
060KA	X60(C,U)-C+MB6VM	41000	57000	16	12.5	1200	1800	37000	52500	8.5

With this Air Handler										
Outdoor Unit Number PSH4BF	Indoor Unit Number PAH4VM- B4VM-	Cooling				Indoor CFM		Heating		
		Low Speed Capacity (Btu/h)	High Speed Capacity (Btu/h)	SEER	EER	Low Speed SCFM	High Speed SCFM	Low Speed Capacity (Btu/h)	High Speed Capacity (Btu/h)	HSPF
024KA	X24KB	18000	24000	16	13.0	640	850	18000	24000	9.0
036KA	X36KB	25000	36000	16	12.5	900	1250	24000	36000	9.0
048KA	X48KC	34000	48000	16	12.5	1140	1700	31000	46000	9.0
060KA	X60KC	41000	57000	16	12.5	1200	1800	37000	52500	8.5

Air handlers and coils used in tables are designed and manufactured by NORDYNE.

See current AHRI Directory for certified combinations and ratings.  
[www.ahridirectory.org](http://www.ahridirectory.org)

# COMFORT ALERT™ DIAGNOSTIC MODULE



## ACCESSORIES - CONDENSING UNIT

**Start Assist Kit - 912933**  
Provides additional starting torque for the compressor motor when operating with low line voltage or high operating temperatures.

# 16 SEER COOLING EXPANDED RATINGS

PSH4BF024KA with C6B(A,H)-X26(C,U)-B + VSB - High Speed  
 PSH4BF024KA with PAH4VMX24KB - High Speed, or B4VM-X24K-B - High Speed

ODT			75°F			85°F			95°F			105°F			115°F		
CFM	E.D.B.	E.W.B.	T.C.	S.C.	K.W.	T.C.	S.C.	K.W.	T.C.	S.C.	K.W.	T.C.	S.C.	K.W.	T.C.	S.C.	K.W.
750	80	62	24.7	21.8	1.49	23.6	21.4	1.66	22.4	21.0	1.85	21.1	20.6	2.07	19.8	19.5	2.32
	80	67	26.6	18.2	1.50	25.4	17.6	1.68	24.1	17.1	1.87	22.6	16.5	2.09	21.1	15.8	2.33
	80	72	28.6	14.4	1.51	27.3	13.9	1.69	25.9	13.4	1.88	24.3	12.8	2.11	22.6	12.2	2.36
	75	63	24.7	17.6	1.49	23.6	17.1	1.66	22.4	16.5	1.85	21.1	15.9	2.07	19.6	15.2	2.31
850	80	62	25.4	23.3	1.50	24.2	22.8	1.67	23.1	22.3	1.85	21.8	21.8	2.08	20.5	20.5	2.33
	80	67	27.2	19.3	1.50	25.9	18.8	1.68	24.6	18.2	1.87	23.1	17.6	2.10	21.5	16.9	2.34
	80	72	29.2	15.1	1.52	27.8	14.6	1.70	26.3	14.1	1.89	24.7	13.5	2.12	23.0	12.8	2.37
	75	63	25.3	18.7	1.50	24.1	18.1	1.67	22.9	17.6	1.86	21.5	16.9	2.08	19.9	16.2	2.32
950	80	62	25.9	24.8	1.52	24.9	24.1	1.67	23.8	23.4	1.86	22.5	22.5	2.09	21.1	21.1	2.34
	80	67	27.7	20.5	1.51	26.3	19.9	1.68	25.0	19.3	1.87	23.4	18.7	2.10	21.8	17.9	2.35
	80	72	29.7	15.8	1.53	28.2	15.3	1.70	26.7	14.7	1.89	25.0	14.1	2.12	23.2	13.4	2.37
	75	63	25.8	19.7	1.51	24.5	19.2	1.67	23.2	18.6	1.86	21.8	17.9	2.08	20.3	17.2	2.32

PSH4BF024KA with C6B(A,H)-X26(C,U)-B + VSB - Low Speed  
 PSH4BF024KA with PAH4VMX24KB - Low Speed, or B4VM-X24K-B - Low Speed

ODT			75°F			85°F			95°F			105°F			115°F		
CFM	E.D.B.	E.W.B.	T.C.	S.C.	K.W.	T.C.	S.C.	K.W.	T.C.	S.C.	K.W.	T.C.	S.C.	K.W.	T.C.	S.C.	K.W.
540	80	62	18.2	16.1	1.04	17.4	15.8	1.16	16.5	15.5	1.32	15.5	15.2	1.50	14.5	14.3	1.70
	80	67	19.8	13.5	1.04	18.9	13.1	1.16	17.8	12.6	1.32	16.7	12.2	1.50	15.5	11.7	1.69
	80	72	21.5	10.7	1.03	20.5	10.4	1.16	19.3	9.9	1.32	18.1	9.5	1.49	16.7	9.0	1.69
	75	63	18.3	13.0	1.04	17.5	12.6	1.16	16.5	12.2	1.33	15.5	11.7	1.50	14.3	11.2	1.70
640	80	62	19.0	17.7	1.04	18.1	17.3	1.16	17.2	16.7	1.32	16.3	16.3	1.50	15.3	15.2	1.69
	80	67	20.4	14.7	1.04	19.5	14.3	1.16	18.4	13.8	1.32	17.2	13.3	1.50	15.9	12.8	1.69
	80	72	22.1	11.5	1.04	21.1	11.1	1.16	19.8	10.6	1.32	18.5	10.1	1.50	17.2	9.6	1.69
	75	63	18.9	14.1	1.04	18.0	13.7	1.16	17.0	13.3	1.32	15.9	12.8	1.50	14.7	12.2	1.70
740	80	62	19.7	18.8	1.05	18.9	18.3	1.16	18.0	17.7	1.32	17.0	16.9	1.50	15.9	15.8	1.69
	80	67	21.0	15.9	1.04	19.9	15.5	1.16	18.8	15.0	1.32	17.6	14.5	1.50	16.3	13.9	1.69
	80	72	22.6	12.1	1.04	21.5	11.8	1.16	20.2	11.3	1.32	18.9	10.7	1.50	17.4	10.2	1.69
	75	63	19.4	15.2	1.05	18.5	14.8	1.16	17.4	14.3	1.32	16.2	13.8	1.50	15.0	13.2	1.70

PSH4BF036KA with C6B(A,H)-X36(C,U)-(B,C) + VSB - High Speed  
 PSH4BF036KA with PAH4VMX36KB - High Speed, or B4VM-X36K-B - High Speed

O.D.T			75°F			85°F			95°F			105°F			115°F		
CFM	E.D.B.	E.W.B.	T.C.	S.C.	K.W.	T.C.	S.C.	K.W.	T.C.	S.C.	K.W.	T.C.	S.C.	K.W.	T.C.	S.C.	K.W.
1150	80	62	36.6	32.9	2.36	34.9	32.2	2.62	33.3	31.7	2.86	31.6	31.1	3.15	29.8	29.4	3.48
	80	67	39.5	27.4	2.37	37.6	26.7	2.65	35.8	26.0	2.88	33.8	25.2	3.17	31.6	24.3	3.50
	80	72	42.6	21.7	2.39	40.6	20.9	2.67	38.7	20.3	2.91	36.5	19.5	3.20	34.2	18.7	3.52
	75	63	36.7	26.6	2.36	35.0	25.8	2.63	33.4	25.1	2.87	31.5	24.3	3.15	29.5	23.4	3.48
1250	80	62	37.3	34.3	2.36	35.6	33.6	2.63	34.0	32.9	2.87	32.3	32.3	3.16	30.5	30.5	3.49
	80	67	40.0	28.6	2.37	38.1	27.9	2.65	36.3	27.2	2.89	34.3	26.4	3.18	32.0	25.5	3.50
	80	72	43.2	22.4	2.40	41.1	21.7	2.68	39.1	21.0	2.91	37.0	20.2	3.20	34.5	19.4	3.53
	75	63	37.3	27.7	2.37	35.5	26.9	2.63	33.8	26.2	2.87	31.9	25.4	3.16	29.8	24.5	3.49
1350	80	62	37.7	36.0	2.39	36.2	35.1	2.63	34.7	34.2	2.87	33.0	33.0	3.17	31.2	31.1	3.49
	80	67	40.5	29.8	2.39	38.5	29.0	2.65	36.7	28.3	2.89	34.6	27.5	3.18	32.4	26.6	3.51
	80	72	43.7	23.2	2.41	41.5	22.4	2.68	39.5	21.7	2.92	37.3	21.0	3.21	34.8	20.1	3.52
	75	63	37.8	28.8	2.38	36.0	28.0	2.64	34.2	27.3	2.87	32.3	26.4	3.16	30.2	25.5	3.49

PSH4BF036KA with C6B(A,H)-X36(C,U)-(B,C) + VSB - Low Speed  
 PSH4BF036KA with PAH4VMX36KB - Low Speed, or B4VM-X36K-B - Low Speed

O.D.T			75°F			85°F			95°F			105°F			115°F		
CFM	E.D.B.	E.W.B.	T.C.	S.C.	K.W.	T.C.	S.C.	K.W.	T.C.	S.C.	K.W.	T.C.	S.C.	K.W.	T.C.	S.C.	K.W.
800	80	62	25.4	23.3	1.47	24.3	22.8	1.64	23.2	22.4	1.83	22.0	21.7	2.06	20.7	20.4	2.33
	80	67	27.6	19.4	1.44	26.3	18.9	1.61	25.0	18.4	1.81	23.6	17.8	2.04	21.9	17.2	2.30
	80	72	30.1	15.3	1.41	28.8	14.8	1.58	27.3	14.3	1.77	25.6	13.8	2.00	23.9	13.2	2.26
	75	63	25.6	18.8	1.47	24.4	18.2	1.64	23.2	17.7	1.83	21.9	17.1	2.06	20.3	16.5	2.33
900	80	62	26.3	24.5	1.47	25.0	24.0	1.63	24.0	23.3	1.82	22.8	22.8	2.05	21.5	21.4	2.30
	80	67	28.1	20.7	1.44	26.8	20.1	1.60	25.5	19.6	1.80	24.0	19.1	2.03	22.3	18.4	2.29
	80	72	30.6	16.1	1.41	29.1	15.6	1.57	27.7	15.1	1.77	26.1	14.5	2.00	24.2	13.9	2.26
	75	63	26.1	20.0	1.47	24.9	19.4	1.63	23.7	18.9	1.83	22.3	18.3	2.06	20.7	17.6	2.32
1000	80	62	26.9	25.7	1.47	25.8	25.1	1.62	24.8	24.4	1.81	23.5	23.5	2.04	22.1	22.1	2.30
	80	67	28.7	22.0	1.43	27.2	21.4	1.59	25.9	20.9	1.80	24.4	20.3	2.02	22.7	19.6	2.29
	80	72	31.1	16.9	1.40	29.5	16.3	1.56	28.1	15.8	1.76	26.4	15.3	1.99	24.6	14.6	2.25
	75	63	26.6	21.1	1.47	25.3	20.5	1.63	24.1	20.0	1.82	22.6	19.4	2.05	21.0	18.7	2.32



# 16 SEER COOLING EXPANDED RATINGS (Continued)

PSH4BF048KA with C6B(A,H)-X48(C,U)-C + VSB - High Speed  
 PSH4BF048KA with PAH4VMX48KC - High Speed, or B4VM-X48K-C - High Speed

CFM	O.D.T		75°F			85°F			95°F			105°F			115°F		
	E.D.B.	E.W.B.	T.C.	S.C.	K.W.	T.C.	S.C.	K.W.	T.C.	S.C.	K.W.	T.C.	S.C.	K.W.	T.C.	S.C.	K.W.
1600	80	62	48.9	43.9	3.13	46.7	43.0	3.48	44.6	42.3	3.80	42.3	41.3	4.18	39.8	39.2	4.62
	80	67	52.4	36.6	3.15	49.9	35.6	3.52	47.7	34.6	3.83	45.0	33.5	4.22	42.1	32.3	4.65
	80	72	56.3	28.9	3.17	53.7	28.0	3.55	51.1	27.0	3.86	48.3	26.0	4.26	45.1	24.8	4.70
	75	63	48.9	35.5	3.13	46.7	34.4	3.49	44.5	33.4	3.80	42.0	32.3	4.18	39.2	31.1	4.62
1700	80	62	49.6	45.2	3.13	47.3	44.3	3.48	45.2	43.4	3.80	42.9	42.8	4.19	40.4	40.4	4.63
	80	67	52.9	37.8	3.15	50.4	36.7	3.52	48.1	35.7	3.83	45.4	34.6	4.22	42.4	33.3	4.66
	80	72	56.8	29.6	3.18	54.1	28.6	3.55	51.6	27.7	3.87	48.7	26.7	4.26	45.4	25.5	4.70
	75	63	49.5	36.5	3.14	47.1	35.5	3.49	44.9	34.5	3.80	42.4	33.3	4.19	39.5	32.0	4.63
1800	80	62	49.9	47.1	3.18	47.9	45.9	3.50	45.7	45.1	3.81	43.5	43.5	4.20	41.0	41.0	4.64
	80	67	53.5	38.9	3.17	50.9	37.8	3.52	48.5	36.8	3.84	45.8	35.7	4.23	42.7	34.4	4.66
	80	72	57.4	30.3	3.19	54.5	29.3	3.56	51.9	28.4	3.87	49.0	27.3	4.26	45.7	26.1	4.71
	75	63	50.0	37.5	3.16	47.5	36.5	3.50	45.3	35.5	3.81	42.7	34.3	4.19	39.9	33.0	4.63

PSH4BF048KA with C6B(A,H)-X48(C,U)-C + VSB - Low Speed  
 PSH4BF048KA with PAH4VMX48KC - Low Speed, or B4VM-X48K-C - Low Speed

CFM	O.D.T		75°F			85°F			95°F			105°F			115°F		
	E.D.B.	E.W.B.	T.C.	S.C.	K.W.	T.C.	S.C.	K.W.	T.C.	S.C.	K.W.	T.C.	S.C.	K.W.	T.C.	S.C.	K.W.
1040	80	62	35.2	31.2	1.96	33.6	30.6	2.19	32.0	30.2	2.48	30.3	29.6	2.80	28.5	28.0	3.18
	80	67	38.1	26.1	1.93	36.3	25.3	2.16	34.6	24.7	2.45	32.7	23.9	2.78	30.4	23.0	3.15
	80	72	41.3	20.7	1.89	39.4	20.0	2.12	37.4	19.3	2.41	35.3	18.6	2.74	33.0	17.8	3.11
	75	63	35.4	25.2	1.96	33.7	24.5	2.18	32.2	23.8	2.48	30.3	23.0	2.81	28.2	22.1	3.18
1140	80	62	35.9	32.8	1.96	34.2	32.2	2.18	32.7	31.6	2.47	31.1	31.1	2.79	29.3	29.2	3.17
	80	67	38.7	27.3	1.93	36.8	26.6	2.15	35.1	25.9	2.44	33.1	25.1	2.77	30.8	24.2	3.14
	80	72	41.8	21.4	1.89	39.8	20.7	2.12	37.9	20.1	2.40	35.8	19.3	2.73	33.4	18.5	3.10
	75	63	36.0	26.4	1.96	34.3	25.7	2.18	32.7	25.0	2.47	30.8	24.2	2.80	28.6	23.2	3.18
1240	80	62	36.4	34.7	1.97	34.9	33.9	2.17	33.5	33.0	2.46	31.8	31.8	2.78	29.9	29.9	3.16
	80	67	39.2	28.5	1.93	37.3	27.8	2.15	35.6	27.1	2.43	33.5	26.3	2.76	31.2	25.4	3.14
	80	72	42.4	22.2	1.89	40.3	21.5	2.11	38.4	20.8	2.40	36.2	20.1	2.73	33.7	19.2	3.10
	75	63	36.5	27.6	1.96	34.8	26.8	2.17	33.1	26.1	2.46	31.2	25.3	2.79	29.0	24.3	3.17

PSH4BF060KA with C6B(A,H)-X60(C,U)-(C,D) + VSB - High Speed  
 PSH4BF060KA with PAH4VMX60KC - High Speed, or B4VM-X60K-C - High Speed

CFM	O.D.T		75°F			85°F			95°F			105°F			115°F		
	E.D.B.	E.W.B.	T.C.	S.C.	K.W.	T.C.	S.C.	K.W.	T.C.	S.C.	K.W.	T.C.	S.C.	K.W.	T.C.	S.C.	K.W.
1700	80	62	57.9	50.1	3.67	55.2	49.2	4.09	52.5	48.4	4.50	49.5	47.5	4.98	46.3	45.6	5.52
	80	67	62.5	42.1	3.70	59.5	40.9	4.14	56.5	39.7	4.55	53.2	38.4	5.03	49.5	36.9	5.57
	80	72	67.9	33.4	3.76	64.7	32.3	4.21	61.4	31.2	4.62	57.6	30.0	5.10	53.4	28.7	5.64
	75	63	58.3	40.9	3.68	55.6	39.7	4.10	52.9	38.5	4.51	49.7	37.1	4.98	46.3	35.7	5.53
1800	80	62	58.5	51.7	3.68	55.8	50.7	4.09	53.1	49.8	4.51	50.1	49.5	4.98	47.0	46.9	5.53
	80	67	63.1	43.3	3.71	60.1	42.1	4.15	57.0	40.9	4.56	53.7	39.6	5.04	49.9	38.1	5.59
	80	72	68.5	34.2	3.77	65.2	33.1	4.21	61.7	32.0	4.63	57.9	30.8	5.10	53.7	29.4	5.64
	75	63	59.0	42.0	3.69	56.3	40.8	4.10	53.4	39.6	4.52	50.2	38.2	4.99	46.7	36.7	5.53
1900	80	62	58.8	54.1	3.73	56.5	52.7	4.10	53.7	52.0	4.52	50.7	50.6	4.99	47.7	47.6	5.54
	80	67	63.7	44.5	3.74	60.6	43.3	4.15	57.5	42.1	4.57	54.1	40.7	5.04	50.3	39.2	5.59
	80	72	69.0	35.0	3.79	65.5	33.9	4.22	62.0	32.8	4.63	58.2	31.5	5.10	54.1	30.1	5.65
	75	63	59.6	43.1	3.71	56.7	41.9	4.11	53.8	40.7	4.52	50.6	39.3	5.00	47.0	37.8	5.54

PSH4BF060KA with C6B(A,H)-X60(C,U)-(C,D) + VSB - Low Speed  
 PSH4BF060KA with PAH4VMX60KC - Low Speed, or B4VM-X60K-C - Low Speed

CFM	O.D.T		75°F			85°F			95°F			105°F			115°F		
	E.D.B.	E.W.B.	T.C.	S.C.	K.W.	T.C.	S.C.	K.W.	T.C.	S.C.	K.W.	T.C.	S.C.	K.W.	T.C.	S.C.	K.W.
1100	80	62	41.2	34.7	2.43	39.3	34.1	2.71	37.4	33.6	3.06	35.2	33.0	3.47	32.7	31.8	3.92
	80	67	44.9	29.4	2.42	42.8	28.6	2.70	40.6	27.7	3.06	38.2	26.7	3.46	35.5	25.6	3.92
	80	72	49.2	23.5	2.41	47.0	22.7	2.70	44.6	21.9	3.06	41.9	21.0	3.46	38.8	20.0	3.91
	75	63	41.7	28.5	2.43	39.8	27.7	2.71	37.8	26.8	3.07	35.5	25.8	3.47	32.9	24.7	3.92
1200	80	62	42.0	36.5	2.43	40.1	35.8	2.71	38.1	35.3	3.06	35.9	35.2	3.47	33.5	33.5	3.92
	80	67	45.6	30.6	2.42	43.5	29.8	2.70	41.2	28.9	3.06	38.8	28.0	3.46	36.0	26.9	3.92
	80	72	49.9	24.4	2.41	47.5	23.6	2.70	45.1	22.8	3.06	42.3	21.9	3.46	39.1	20.9	3.91
	75	63	42.5	29.7	2.43	40.5	28.9	2.71	38.4	28.0	3.06	36.1	27.0	3.47	33.4	25.9	3.92
1300	80	62	42.4	38.9	2.46	40.8	37.9	2.70	38.8	37.4	3.06	36.6	36.5	3.47	34.3	34.3	3.92
	80	67	46.4	31.9	2.43	44.1	31.1	2.70	41.8	30.2	3.06	39.3	29.2	3.46	36.4	28.1	3.91
	80	72	50.6	25.2	2.42	48.1	24.4	2.69	45.5	23.6	3.06	42.6	22.7	3.46	39.5	21.6	3.91
	75	63	43.2	30.9	2.44	41.1	30.1	2.70	38.9	29.2	3.06	36.6	28.2	3.47	33.9	27.0	3.92

# 16 SEER HEATING EXPANDED RATINGS

PSH4BF024KA with C6B(A,H)-X26(C,U)-B + VSB - High Speed

PSH4BF024KA with PAH4VMX24KB - High Speed, or B4VM-X24K-B - High Speed

CFM		Indoor T. Deg.F		OUTDOOR TEMPERATURE (Deg. F)																							
				10			17			20			30			40			47			50			60		
				MBH	COP	kW	MBH	COP	kW	MBH	COP	kW	MBH	COP	kW	MBH	COP	kW	MBH	COP	kW	MBH	COP	kW	MBH	COP	kW
750	60	12.7	2.36	1.58	15.1	2.78	1.59	16.1	2.96	1.60	19.5	3.55	1.61	22.8	4.13	1.62	25.2	4.53	1.63	26.2	4.70	1.63	29.5	5.26	1.64		
	70	12.2	2.32	1.54	14.4	2.69	1.56	15.3	2.85	1.57	18.4	3.36	1.61	21.5	3.85	1.64	23.7	4.18	1.66	24.6	4.32	1.67	27.8	4.78	1.70		
	80	11.6	2.24	1.52	13.6	2.58	1.55	14.5	2.72	1.56	17.3	3.18	1.60	20.2	3.62	1.64	22.2	3.92	1.66	23.1	4.04	1.68	26.0	4.44	1.71		
850	60	12.8	2.31	1.63	15.2	2.73	1.63	16.2	2.91	1.64	19.6	3.50	1.65	23.0	4.08	1.66	25.4	4.48	1.66	26.5	4.66	1.67	29.9	5.22	1.68		
	70	12.3	2.27	1.59	14.5	2.64	1.61	15.5	2.80	1.62	18.6	3.31	1.65	21.8	3.80	1.68	24.0	4.14	1.70	25.0	4.28	1.71	28.1	4.74	1.74		
	80	11.7	2.20	1.56	13.8	2.54	1.59	14.6	2.68	1.60	17.6	3.14	1.64	20.5	3.58	1.68	22.6	3.87	1.71	23.5	3.99	1.73	26.4	4.38	1.77		
950	60	12.9	2.27	1.67	15.3	2.69	1.67	16.4	2.87	1.68	19.8	3.46	1.68	23.3	4.04	1.69	25.7	4.45	1.69	26.7	4.63	1.69	30.2	5.20	1.70		
	70	12.4	2.24	1.63	14.6	2.61	1.65	15.6	2.77	1.65	18.8	3.28	1.68	22.0	3.77	1.71	24.3	4.11	1.73	25.3	4.25	1.74	28.5	4.71	1.77		
	80	11.8	2.17	1.60	13.9	2.51	1.63	14.8	2.64	1.64	17.7	3.09	1.68	20.7	3.52	1.73	22.8	3.80	1.76	23.7	3.92	1.77	26.6	4.31	1.81		

PSH4BF024KA with C6B(A,H)-X26(C,U)-B + VSB - Low Speed

PSH4BF024KA with PAH4VMX24KB - Low Speed, or B4VM-X24K-B - Low Speed

CFM		Indoor T. Deg.F		OUTDOOR TEMPERATURE (Deg. F)																							
				10			17			20			30			40			47			50			60		
				MBH	COP	kW	MBH	COP	kW	MBH	COP	kW	MBH	COP	kW	MBH	COP	kW	MBH	COP	kW	MBH	COP	kW	MBH	COP	kW
540	60	6.0	1.71	1.04	8.5	2.28	1.09	9.6	2.51	1.12	13.1	3.19	1.21	16.7	3.79	1.29	19.2	4.16	1.35	20.2	4.31	1.38	23.8	4.77	1.46		
	70	5.6	1.79	0.91	7.9	2.32	1.00	8.9	2.52	1.03	12.1	3.09	1.15	15.4	3.55	1.27	17.7	3.83	1.36	18.7	3.94	1.39	22.0	4.26	1.51		
	80	4.9	1.80	0.81	7.1	2.30	0.90	8.0	2.48	0.95	11.0	2.98	1.09	14.1	3.36	1.23	16.2	3.59	1.32	17.1	3.67	1.37	20.2	3.92	1.51		
640	60	6.1	1.65	1.08	8.6	2.21	1.14	9.7	2.44	1.16	13.3	3.12	1.25	16.9	3.73	1.33	19.4	4.10	1.39	20.5	4.26	1.41	24.1	4.73	1.50		
	70	5.7	1.72	0.97	8.0	2.23	1.05	9.0	2.43	1.09	12.3	3.01	1.20	15.7	3.48	1.32	18.0	3.77	1.40	19.0	3.88	1.44	22.3	4.22	1.55		
	80	5.1	1.75	0.85	7.3	2.24	0.95	8.2	2.42	0.99	11.3	2.91	1.14	14.4	3.29	1.28	16.6	3.51	1.38	17.5	3.60	1.43	20.6	3.85	1.57		
740	60	6.3	1.63	1.13	8.8	2.18	1.19	9.9	2.40	1.21	13.5	3.08	1.29	17.1	3.68	1.36	19.7	4.07	1.42	20.7	4.22	1.44	24.4	4.71	1.52		
	70	5.8	1.67	1.01	8.1	2.19	1.09	9.1	2.38	1.12	12.5	2.96	1.24	15.9	3.44	1.36	18.3	3.73	1.44	19.3	3.85	1.47	22.7	4.19	1.59		
	80	5.2	1.70	0.90	7.4	2.17	1.00	8.3	2.34	1.04	11.4	2.83	1.19	14.6	3.21	1.33	16.7	3.43	1.43	17.7	3.51	1.48	20.8	3.77	1.62		

PSH4BF036KA with C6B(A,H)-X36(C,U)-(B,C) + VSB - High Speed

PSH4BF036KA with PAH4VMX36KB - High Speed, or B4VM-X36K-B - High Speed

CFM		Indoor T. Deg.F		OUTDOOR TEMPERATURE (Deg. F)																							
				10			17			20			30			40			47			50			60		
				MBH	COP	kW	MBH	COP	kW	MBH	COP	kW	MBH	COP	kW	MBH	COP	kW	MBH	COP	kW	MBH	COP	kW	MBH	COP	kW
1150	60	19.8	2.60	2.24	23.1	2.91	2.32	24.5	3.04	2.36	29.2	3.44	2.49	33.9	3.80	2.61	37.1	4.03	2.70	38.5	4.13	2.74	43.2	4.43	2.86		
	70	19.1	2.44	2.30	22.2	2.72	2.40	23.6	2.83	2.44	28.1	3.18	2.58	32.6	3.50	2.73	35.7	3.70	2.83	37.0	3.78	2.87	41.5	4.03	3.02		
	80	18.5	2.29	2.38	21.5	2.54	2.49	22.8	2.64	2.53	27.1	2.95	2.69	31.3	3.22	2.85	34.3	3.40	2.96	35.6	3.47	3.01	39.8	3.69	3.17		
1250	60	19.9	2.57	2.27	23.2	2.89	2.36	24.6	3.02	2.39	29.4	3.43	2.51	34.1	3.80	2.63	37.5	4.04	2.72	38.9	4.14	2.76	43.6	4.45	2.88		
	70	19.2	2.42	2.33	22.4	2.70	2.43	23.8	2.82	2.47	28.3	3.18	2.61	32.8	3.50	2.75	36.0	3.70	2.85	37.4	3.79	2.89	41.9	4.05	3.03		
	80	18.6	2.27	2.41	21.7	2.52	2.52	22.9	2.63	2.56	27.3	2.94	2.72	31.6	3.22	2.87	34.6	3.41	2.98	35.9	3.48	3.03	40.2	3.71	3.18		
1350	60	19.9	2.53	2.30	23.3	2.86	2.39	24.7	2.99	2.42	29.5	3.41	2.54	34.4	3.79	2.66	37.7	4.03	2.74	39.2	4.13	2.78	44.0	4.45	2.90		
	70	19.4	2.40	2.36	22.6	2.69	2.46	23.9	2.81	2.50	28.5	3.17	2.64	33.1	3.50	2.77	36.3	3.71	2.87	37.7	3.79	2.91	42.2	4.06	3.05		
	80	18.8	2.25	2.44	21.8	2.51	2.55	23.1	2.61	2.59	27.5	2.93	2.74	31.8	3.22	2.90	34.8	3.40	3.00	36.1	3.48	3.05	40.5	3.71	3.20		

PSH4BF036KA with C6B(A,H)-X36(C,U)-(B,C) + VSB - Low Speed

PSH4BF036KA with PAH4VMX36KB - Low Speed, or B4VM-X36K-B - Low Speed

CFM		Indoor T. Deg.F		OUTDOOR TEMPERATURE (Deg. F)																							
				10			17			20			30			40			47			50			60		
				MBH	COP	kW	MBH	COP	kW	MBH	COP	kW	MBH	COP	kW	MBH	COP	kW	MBH	COP	kW	MBH	COP	kW	MBH	COP	kW
800	60	12.1	2.16	1.65	14.6	2.54	1.68	15.6	2.70	1.70	19.2	3.22	1.75	22.7	3.70	1.80	25.2	4.02	1.83	26.2	4.16	1.85	29.7	4.59	1.90		
	70	11.6	2.10	1.61	13.9	2.44	1.67	14.8	2.58	1.69	18.1	3.02	1.76	21.4	3.42	1.83	23.7	3.69	1.89	24.7	3.80	1.91	28.0	4.14	1.98		
	80	11.0	2.01	1.60	13.1	2.31	1.66	14.0	2.44	1.69	17.1	2.83	1.77	20.1	3.18	1.85	22.2	3.41	1.91	23.1	3.50	1.94	26.2	3.80	2.02		
900	60	12.2	2.12	1.69	14.7	2.50	1.72	15.8	2.66	1.74	19.3	3.18	1.78	22.9	3.67	1.83	25.4	4.00	1.87	26.5	4.13	1.88	30.1	4.58	1.93		
	70	11.7	2.06	1.66	14.0	2.40	1.71	15.0	2.54	1.73	18.3	2.99	1.80	21.7	3.40	1.87	24.0	3.67	1.92	25.0	3.78	1.94	28.3	4.13	2.01		
	80	11.1	1.98	1.64	13.3	2.29	1.70	14.2	2.41	1.73	17.3	2.80	1.81	20.4	3.16	1.90	22.6	3.39	1.96	23.5	3.48	1.98	26.6	3.78	2.07		
1000	60	12.3	2.09	1.73	14.8	2.47	1.76	15.9	2.63	1.77	19.5	3.15	1.82	23.2	3.65	1.86	25.7	3.98	1.89	26.8	4.12	1.91	30.4	4.57	1.95		
	70	11.8	2.04	1.70	14.1	2.38	1.75	15.2	2.52	1.77	18.5	2.97	1.83	21.9	3.38	1.90	24.3	3.65	1.95	25.3	3.77	1.97	28.7	4.12	2.04		
	80	11.2	1.96	1.68	13.4	2.26	1.74	14.3	2.38	1.76	17.5	2.77	1.85	20.6	3.12	1.94	22.8	3.35	1.99	23.7	3.44	2.02	26.8	3.74	2.11		

# 16 SEER HEATING EXPANDED RATINGS (Continued)

PSH4BF048KA with C6B(A,H)-X48(C,U)-C + VSB - High Speed

PSH4BF048KA with PAH4VMX48KC - High Speed, or B4VM-X48K-C - High Speed

		OUTDOOR TEMPERATURE (Deg. F)																							
CFM	Indoor T. Deg.F	10			17			20			30			40			47			50			60		
		MBH	COP	kW	MBH	COP	kW	MBH	COP	kW	MBH	COP	kW	MBH	COP	kW	MBH	COP	kW	MBH	COP	kW	MBH	COP	kW
1600	60	28.2	3.56	2.32	31.8	3.66	2.55	33.3	3.70	2.64	38.4	3.81	2.96	43.6	3.90	3.28	47.1	3.95	3.50	48.7	3.97	3.60	53.8	4.03	3.91
	70	27.3	3.33	2.40	30.8	3.41	2.65	32.3	3.44	2.76	37.3	3.52	3.11	42.2	3.58	3.46	45.7	3.62	3.71	47.2	3.63	3.81	52.1	3.67	4.16
	80	26.8	3.14	2.50	30.1	3.19	2.77	31.6	3.20	2.89	36.3	3.25	3.27	41.0	3.29	3.66	44.3	3.31	3.93	45.7	3.32	4.05	50.5	3.34	4.43
1700	60	28.3	3.52	2.36	31.9	3.64	2.58	33.5	3.68	2.67	38.7	3.80	2.98	43.9	3.91	3.29	47.5	3.97	3.51	49.0	3.99	3.60	54.2	4.06	3.93
	70	27.5	3.31	2.44	31.0	3.39	2.68	32.5	3.42	2.78	37.5	3.52	3.13	42.5	3.59	3.47	46.0	3.64	3.71	47.5	3.65	3.81	52.5	3.70	4.16
	80	26.9	3.11	2.54	30.3	3.17	2.80	31.7	3.19	2.91	36.5	3.25	3.29	41.3	3.30	3.67	44.7	3.33	3.93	46.1	3.34	4.04	50.9	3.38	4.42
1800	60	28.2	3.46	2.39	31.9	3.59	2.60	33.5	3.64	2.70	38.8	3.78	3.01	44.1	3.90	3.31	47.8	3.97	3.53	49.3	4.00	3.62	54.6	4.08	3.93
	70	27.7	3.28	2.47	31.2	3.38	2.71	32.7	3.41	2.81	37.7	3.52	3.15	42.8	3.60	3.48	46.3	3.65	3.72	47.8	3.67	3.82	52.8	3.73	4.16
	80	27.0	3.08	2.57	30.4	3.15	2.83	31.8	3.18	2.94	36.7	3.25	3.31	41.5	3.31	3.68	44.9	3.35	3.93	46.3	3.36	4.04	51.2	3.40	4.41

PSH4BF048KA with C6B(A,H)-X48(C,U)-C + VSB - Low Speed

PSH4BF048KA with PAH4VMX48KC - Low Speed, or B4VM-X48K-C - Low Speed

		OUTDOOR TEMPERATURE (Deg. F)																							
CFM	Indoor T. Deg.F	10			17			20			30			40			47			50			60		
		MBH	COP	kW	MBH	COP	kW	MBH	COP	kW	MBH	COP	kW	MBH	COP	kW	MBH	COP	kW	MBH	COP	kW	MBH	COP	kW
1040	60	18.9	2.59	2.14	21.3	2.69	2.31	22.3	2.73	2.39	25.6	2.84	2.64	29.0	2.94	2.90	31.3	2.99	3.07	32.4	3.01	3.15	35.7	3.08	3.40
	70	18.2	2.44	2.19	20.4	2.51	2.39	21.4	2.54	2.47	24.5	2.61	2.76	27.7	2.67	3.04	29.9	2.71	3.24	30.8	2.72	3.32	34.0	2.76	3.61
	80	17.7	2.30	2.26	19.7	2.34	2.47	20.6	2.35	2.57	23.5	2.39	2.88	26.4	2.43	3.19	28.5	2.45	3.41	29.3	2.45	3.51	32.2	2.48	3.82
1140	60	19.0	2.56	2.17	21.4	2.67	2.35	22.4	2.71	2.42	25.8	2.84	2.67	29.3	2.94	2.91	31.7	3.01	3.09	32.7	3.03	3.16	36.1	3.11	3.41
	70	18.4	2.42	2.23	20.6	2.50	2.42	21.6	2.53	2.50	24.8	2.61	2.78	28.0	2.68	3.06	30.2	2.73	3.25	31.2	2.74	3.33	34.4	2.79	3.61
	80	17.8	2.27	2.29	19.9	2.32	2.51	20.7	2.34	2.60	23.7	2.40	2.90	26.7	2.44	3.21	28.8	2.47	3.42	29.7	2.48	3.51	32.7	2.51	3.82
1240	60	19.0	2.53	2.21	21.5	2.65	2.38	22.5	2.69	2.45	26.0	2.83	2.70	29.5	2.94	2.94	31.9	3.01	3.11	32.9	3.04	3.18	36.4	3.12	3.42
	70	18.5	2.40	2.26	20.8	2.49	2.45	21.7	2.52	2.53	25.0	2.61	2.80	28.2	2.69	3.08	30.5	2.74	3.27	31.5	2.76	3.35	34.7	2.81	3.62
	80	17.9	2.26	2.33	20.0	2.31	2.54	20.9	2.33	2.63	23.9	2.40	2.93	26.9	2.45	3.23	29.0	2.48	3.44	29.9	2.49	3.53	32.9	2.52	3.83

PSH4BF060KA with C6B(A,H)-X60(C,U)-(C,D) + VSB - High Speed

PSH4BF060KA with PAH4VMX60KC - High Speed, or B4VM-X60K-C - High Speed

		OUTDOOR TEMPERATURE (Deg. F)																							
CFM	Indoor T. Deg.F	10			17			20			30			40			47			50			60		
		MBH	COP	kW	MBH	COP	kW	MBH	COP	kW	MBH	COP	kW	MBH	COP	kW	MBH	COP	kW	MBH	COP	kW	MBH	COP	kW
1700	60	30.9	2.54	3.57	35.2	2.81	3.68	37.1	2.92	3.72	43.2	3.28	3.87	49.3	3.61	4.01	53.6	3.82	4.12	55.5	3.91	4.16	61.6	4.20	4.31
	70	30.0	2.29	3.84	34.2	2.55	3.94	36.0	2.65	3.98	42.0	2.98	4.13	48.0	3.29	4.27	52.2	3.50	4.38	54.0	3.58	4.42	60.0	3.85	4.57
	80	29.5	2.10	4.12	33.6	2.33	4.23	35.3	2.42	4.27	41.1	2.72	4.42	46.8	3.00	4.57	50.9	3.19	4.68	52.6	3.27	4.72	58.4	3.52	4.87
1800	60	31.0	2.53	3.60	35.4	2.81	3.69	37.2	2.92	3.74	43.4	3.29	3.88	49.6	3.62	4.02	54.0	3.85	4.12	55.9	3.94	4.16	62.1	4.23	4.30
	70	30.2	2.30	3.85	34.4	2.55	3.95	36.2	2.66	3.99	42.2	3.00	4.13	48.3	3.31	4.27	52.5	3.52	4.37	54.3	3.61	4.41	60.3	3.89	4.55
	80	29.6	2.09	4.14	33.7	2.33	4.24	35.4	2.42	4.28	41.2	2.74	4.42	47.1	3.03	4.56	51.2	3.22	4.66	52.9	3.30	4.70	58.8	3.56	4.84
1900	60	30.9	2.51	3.61	35.3	2.79	3.71	37.2	2.91	3.75	43.5	3.28	3.89	49.9	3.62	4.03	54.3	3.85	4.13	56.2	3.95	4.17	62.5	4.25	4.32
	70	30.4	2.30	3.87	34.6	2.56	3.97	36.4	2.66	4.01	42.5	3.01	4.14	48.6	3.33	4.28	52.8	3.54	4.37	54.6	3.63	4.41	60.7	3.91	4.55
	80	29.7	2.09	4.16	33.8	2.33	4.25	35.6	2.43	4.29	41.4	2.75	4.42	47.3	3.05	4.56	51.4	3.24	4.65	53.2	3.33	4.69	59.1	3.59	4.82

PSH4BF060KA with C6B(A,H)-X60(C,U)-(C,D) + VSB - Low Speed

PSH4BF060KA with PAH4VMX60KC - Low Speed, or B4VM-X60K-C - High Speed

		OUTDOOR TEMPERATURE (Deg. F)																							
CFM	Indoor T. Deg.F	10			17			20			30			40			47			50			60		
		MBH	COP	kW	MBH	COP	kW	MBH	COP	kW	MBH	COP	kW	MBH	COP	kW	MBH	COP	kW	MBH	COP	kW	MBH	COP	kW
1100	60	19.8	2.11	2.76	23.3	2.43	2.82	24.8	2.56	2.84	29.7	2.98	2.93	34.7	3.38	3.01	38.1	3.64	3.07	39.6	3.76	3.09	44.6	4.11	3.18
	70	19.1	1.94	2.89	22.4	2.22	2.96	23.9	2.34	2.99	28.6	2.73	3.08	33.4	3.09	3.17	36.7	3.33	3.23	38.1	3.43	3.26	42.9	3.75	3.35
	80	18.6	1.78	3.05	21.7	2.04	3.12	23.1	2.15	3.15	27.6	2.49	3.24	32.1	2.82	3.34	35.3	3.04	3.41	36.6	3.13	3.44	41.2	3.42	3.53
1200	60	19.9	2.09	2.79	23.4	2.42	2.84	24.9	2.55	2.87	29.9	2.98	2.95	35.0	3.39	3.03	38.5	3.66	3.08	40.0	3.77	3.11	45.0	4.14	3.19
	70	19.2	1.93	2.92	22.6	2.22	2.98	24.0	2.34	3.01	28.8	2.73	3.10	33.6	3.10	3.18	37.0	3.34	3.25	38.4	3.44	3.27	43.2	3.77	3.36
	80	18.6	1.77	3.08	21.9	2.04	3.14	23.2	2.15	3.17	27.8	2.50	3.26	32.4	2.83	3.35	35.6	3.06	3.42	37.0	3.15	3.45	41.6	3.45	3.54
1300	60	19.9	2.08	2.81	23.5	2.40	2.87	25.0	2.53	2.89	30.1	2.97	2.97	35.2	3.38	3.05	38.7	3.66	3.11	40.3	3.77	3.13	45.3	4.15	3.21
	70	19.4	1.93	2.95	22.8	2.22	3.01	24.2	2.34	3.03	29.1	2.73	3.12	33.9	3.10	3.20	37.3	3.35	3.26	38.8	3.46	3.29	43.6	3.79	3.37
	80	18.8	1.77	3.10	22.0	2.04	3.17	23.4	2.15	3.19	28.0	2.50	3.28	32.6	2.84	3.37	35.8	3.06	3.43	37.2	3.16	3.46	41.8	3.46	3.55



**MAYTAG**

Before purchasing this appliance, read important energy cost and efficiency information available from your retailer. Specifications and illustrations subject to change without notice and without incurring obligations.

Manufactured under license by NORDYNE, O'Fallon, MO. ©Registered Trademark/™ Trademark of Maytag Corporation or its related companies. ©2010. All rights reserved.

893C-0310 (Replaces 893C-0110)

Printed in U.S.A. (03/10)